











# 脚端一覧表

●: 交換可能 ▲: 取付一部可能

脚端 椅子品番	ナイロ双輪		メタ巻き双輪	ゴム単輪	セパレート	固定脚			導電性双輪	導電性固定脚
	 PA003	 PA037	 PA005	 PA020	 PA034	 TH1-5K-BK5	 GS-AJ	 WSA029	 PA021	 PA010
ワーキングチェア	CM116	●		●	●	●				
	CM117	●		●	●	●				
	WS825	●		●	●	●				
	WS827	●		●	●	●				
	WS210	●		●	●	●				
	WS215	●		●	●	●				
	WS220	●		●	●	●				
	WS225	●		●	●	●				
	WS230	●		●	●	●				
	WS235	●		●	●	●				
	CM126	●		●	●	●				
	CM127	●		●	●	●				
	CM-106	●		●	●	●				
	CM-107	●		●	●	●				
	SM-16	●		●	●	●				
	SM-17	●		●	●	●				
	SK-86	●		●	●	●				
	SK-87	●		●	●	●				
	CM118C	●		●	●	●				
	WS237C	●		●	●	●				
CM128C	●		●	●	●					
FP126C		●								
FP127C		●								
GS020							●			
GS010							●			
WS020								●		
WS021								●		
WS025								●		
WS026								●		
導電性クリーンルームチェア	SK-825								●	●
	SK-827								●	●
	SK81								●	▲※1
	SK82								●	●
	SK-215								●	●
	SK-216								●	●
	SK-205								●	●
	SK-206								●	●
	SK-88								●	●
	SK-89								●	●
SK945								●	●	
SK947								●	●	
クリーンルームチェア	SC825	●		●	●	●				
	SC827	●		●	●	●				
	SC81	●		●	●	●				
	SC82	●		●	●	●				

※1: 製品の構造上、導電性双輪キャスター脚 (SK81) から導電性固定脚への付け替えは不可